



GOLDSCHMIDT

Smart Rail Solutions



**HYDRAULIC TRIMMING UNITS
U-L SERIES**

FAST AND RELIABLE HOT WORKING

All trimming units made by Goldschmidt are easy to use. Whatever the intended application, we have the right weld trimmer and associated drive unit available for you.

The hydraulic trimming unit comprises a weld trimmer with shearing blades and a drive unit. You can combine your required configuration according to the module system principle. Our trimming units are ideal for removing excess weld metal on flat bottom, grooved and crane rails. The lightweight and long-lasting weld trimmers ensure safe and rapid working based on the rail profile. This reduces the workload required for any subsequent grinding work.



WORKING PRINCIPLE

The weld trimmer is equipped with two exchangeable **shear blades** ① shaped to the rail section. Two parallel **hydraulic cylinders** ② drive the blades towards each other, cutting off the excess weld metal from both sides. The cutting height is limited by the **guide shoes** ③, which are located under the rail head. The unit is operated by a **4/3 control valve** ④. Hydraulic pumps with electric motor or internal combustion engine or hand pump can be used as the **drive unit** ⑤.








Figure: Weld trimmer type U-L 4 with quick release connector and separate (Honda)

WELD TRIMMERS

All U-L series weld trimmers are manufactured in ultra-light construction. The weight of the weld trimmer is reduced by the use of special high-strength materials. This relieves the load on the welding crew.

Weld trimmer type		U-L 4	U-L W	U-L S	U-L RK
Number of guide shoes		4	4	4	4
Dimensions (mm)	Length	735	735	735	785
	Width	380	450	352	452
	Height	220	220	225	215
Weight (kg)		33,5 ¹⁾	37,5 ¹⁾	28,5 ¹⁾	39 ²⁾
Compressive force (kN)		200	200	200	200
Working pressure (bar)		520	520	520	520
Stroke (mm)		150	150	150	150
Shear blade type		A, B	A, B	A, B	A, B, C
Rail type					
Wide gap		✓	✓	×	✓

¹⁾ Weight with guide shoes but excluding shear blades, approximate details

²⁾ Weight excluding guide shoes, excluding shear blades, approximate details

Weld trimmer type U-L RK

Depending on the rail type, exchangeable guide shoes have to be inserted:







- VK for flat bottom rails and crane rails (extra guide shoe type A150 required for crane rails)
- R for grooved rails (except profile Ph37a; guide shoe type Ph37a required here)
- The associated stop elements ensure cutting to profile and the guides are prevented from twisting during the trimming operation for all types of rail profile





SHEAR BLADES


The shear blades are designed to fit the rail profile. The cutting edges are made of wear and heat-resistant metal and can be used for long periods of time.

Shear blade type	A	B	C
			
Rail type			
Weight/pair (kg)	8.0	4.5	7.5
Features	Trimming off the excess weld metal on the rail head and risers on the rail foot	Trimming off the excess weld metal on the rail head	Adjustable, trimming off the excess weld metal on the rail head

DRIVE UNITS

We are able to offer you a variety of drive units. Whether it's the stable twin piston hand pump in an aluminium case, compact power unit with electric motor or high-performance hydraulic unit with electric motor or internal combustion engine or power units with battery, the choice is all yours.

Drive unit	Conveying capacity (l/min)	Quick release connector	Separate floor-type unit	Hose length (m)	Weight (kg)
1 Hand pump, coupled	Depends on user			0.6	10.8
2 Type L with AC motor (0.55 kW, 230 V), coupled	0.85			0.6	19.6
3 4-stroke motor, Honda (3 kW)	1.8	✓	✓	7	34
4 AC motor (1.5 kW, 230 V)	1.8	✓	✓	7	38
5 Three-phase motor (1.5 kW, 230/380 V)	1.8	✓	✓	7	34
6 MPU 410 B Direct current, battery (1.4 kW, 60 V)	1.3	✓	✓	7	26.5





SMART RAIL SOLUTIONS

Together with you, Goldschmidt masters the challenges of modern, railbound mobility – for safe, sustainable and long-lasting railways of premium quality. As with Thermit®, Goldschmidt is also a pioneer in maintenance, inspection and digitalization and continues to improve processes and extend the lifecycle of railway infrastructure. Goldschmidt benefits from its global expertise and cross-disciplinary thinking to create tailor-made local solutions for you. The global presence of Goldschmidt gives you access to its whole portfolio – with one goal: to lead your railway infrastructure into the future.